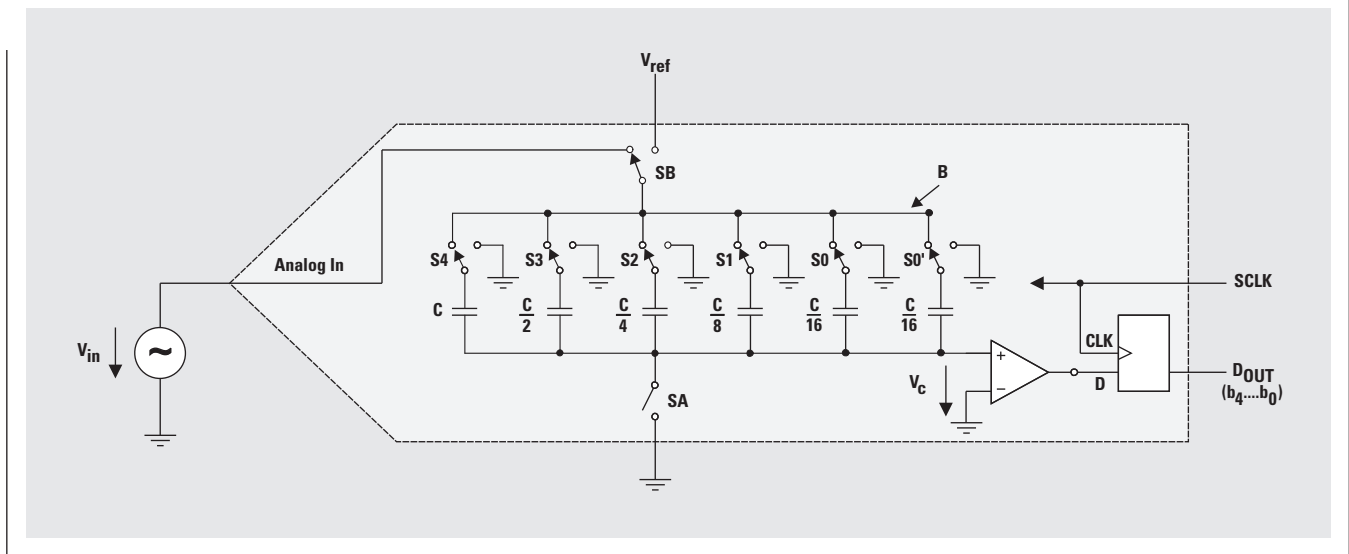


The operation of the SAR-ADC based on charge redistribution

By Thomas Kugelstadt

Application Manager

Figure 1. Five-bit SAR-ADC based on charge redistribution



All Texas Instruments TLV- and TLC-series sequential serial analog-to-digital converters perform successive approximation based on charge redistribution. This article explains the operation of the SAR (successive approximation register)-ADC (analog-to-digital converter). It provides a concise description of a model SAR-ADC based on charge redistribution. Figure 1 shows the simplified circuit of a 5-bit charge redistribution converter using switched capacitor architecture.

All capacitors have binary weighted values, i.e., C , $C/2$, $C/4$, ..., $C/2^{n-1}$. The last two capacitors having the value $C/2^{n-1}$ are connected so that the total capacitance of the $n+1$ capacitors is $2C$. MOS-transistors are used to implement the required $n+3$ switches, and the voltage comparator provides the appropriate steering of the switches via auxiliary logic circuitry. The conversion process is performed in three steps: the sample mode, the hold mode, and the redistribution mode (in which the actual conversion is performed).

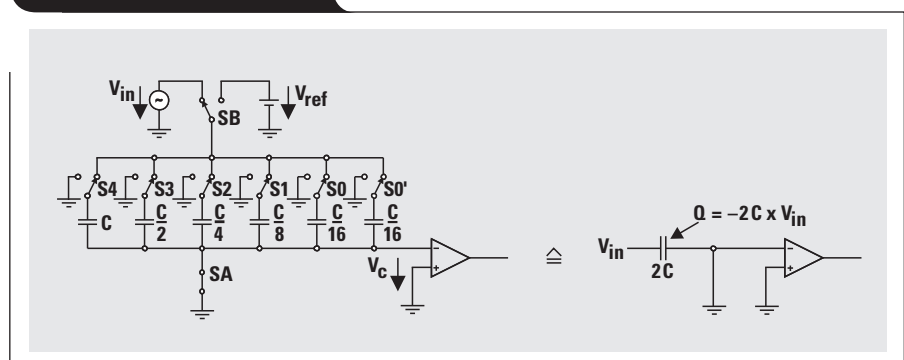
Sample mode

In the sampling mode (Figure 2), switch SA is closed and SB is switched to the input voltage V_{in} . The remaining switches are turned to the common bus B. Due to charging, a total charge of $Q_{in} = -2C \times V_{in}$ is stored on the lower plates of the capacitors.

Hold mode

During the hold mode (Figure 3), switch SA is opened while the switches $S4 \dots S0'$ are connected to ground,

Figure 2. Sample mode



thereby applying a voltage of $V_c = -V_{in}$ to the comparator input. This means that the circuit already has a built-in sample-and-hold element.

Redistribution mode

The actual conversion is performed by the redistribution mode. The first conversion step, shown in Figure 4, connects C (the largest capacitor) via switch S4 to the reference voltage V_{ref} , which corresponds to the full-scale range (FSR) of the ADC.

Capacitor C forms a 1:1 capacitance divider with the remaining capacitors connected to ground. The comparator input voltage becomes $V_c = -V_{in} + V_{ref}/2$. If $V_{in} > V_{ref}/2$, then $V_c < 0$, and the comparator output goes high, providing the most significant bit MSB (bit 4) = 1. On the other hand, if $V_{in} < V_{ref}/2$, then $V_c > 0$, and bit 4 = 0.

The second conversion step connects C/2 to V_{ref} . If the first conversion step resulted in bit 4 = 1, switch S4 is turned to ground again to discharge C as shown in Figure 5; otherwise it remains connected to V_{ref} if bit 4 = 0 (Figure 6), resulting in a comparator input voltage $V_c = V_{in} + \text{bit } 4 - V_{ref}/2 + V_{ref}/4$.

According to this voltage, the next most significant bit (bit 3) is obtained by comparing V_{in} to $1/4 V_{ref}$ or $3/4 V_{ref}$ through the different voltage dividers. Switch S3 is then either turned to ground if bit 3 = 1, thereby discharging C/2, or S3 remains connected to V_{ref} if bit 3 = 0.

This process continues until all bits are generated, with the final conversion step being performed at a comparator input voltage of $V_c = -V_{in} + \text{bit } 4 \times V_{ref}/2 + \text{bit } 3 \times V_{ref}/4 + \text{bit } 2 \times V_{ref}/8 + \text{bit } 1 \times V_{ref}/16 + \text{bit } 0 \times V_{ref}/32$.

Related Web site

www.ti.com/sc/docs/products/msp/dataconv/index.htm

Figure 3. Hold mode

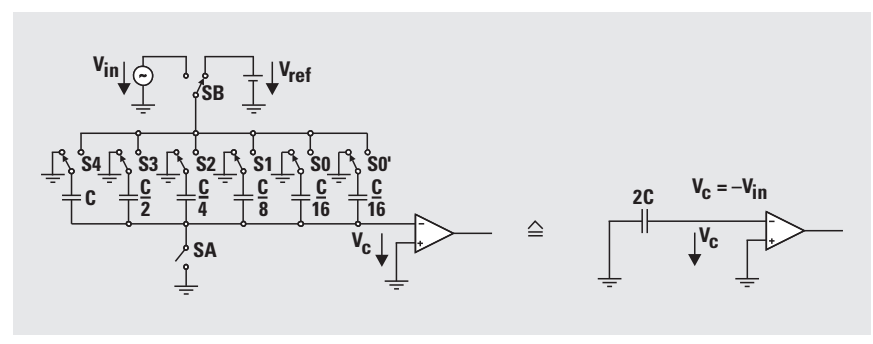


Figure 4. Conversion Step 1 determines the MSB (bit 4)

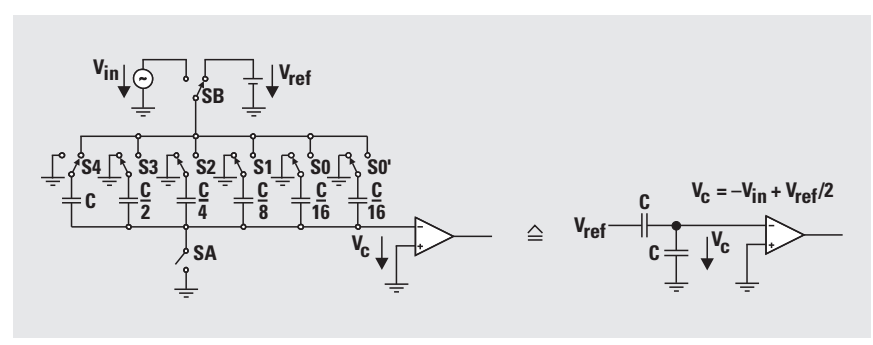


Figure 5. If bit 4 = 1, V_{in} is compared with $3/4 V_{ref}$

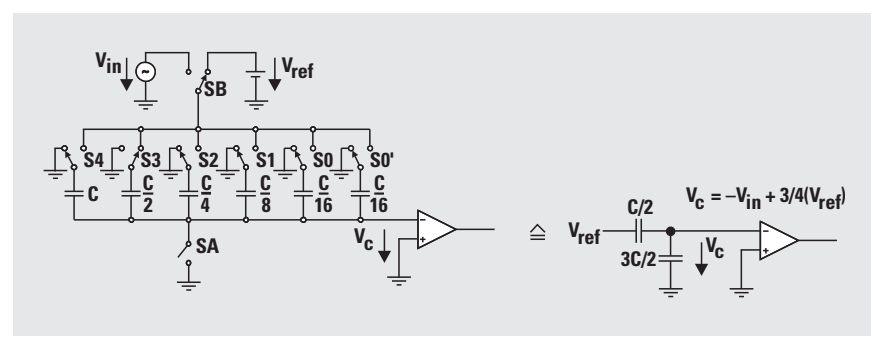
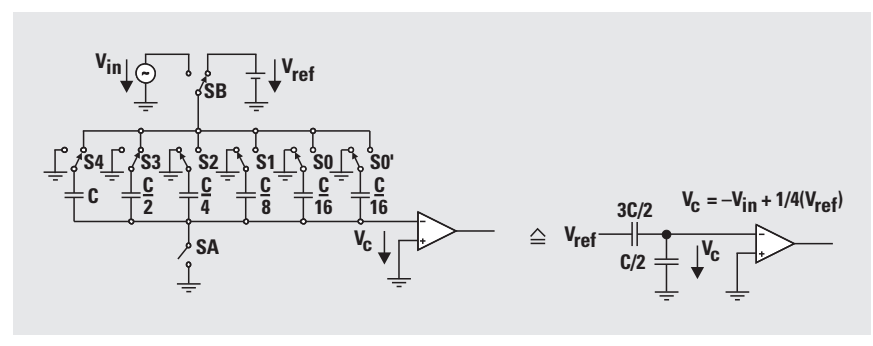


Figure 6. If bit 4 = 0, V_{in} is compared with $1/4 V_{ref}$



IMPORTANT NOTICE

Texas Instruments Incorporated and its subsidiaries (TI) reserve the right to make corrections, modifications, enhancements, improvements, and other changes to its products and services at any time and to discontinue any product or service without notice. Customers should obtain the latest relevant information before placing orders and should verify that such information is current and complete. All products are sold subject to TI's terms and conditions of sale supplied at the time of order acknowledgment.

TI warrants performance of its hardware products to the specifications applicable at the time of sale in accordance with TI's standard warranty. Testing and other quality control techniques are used to the extent TI deems necessary to support this warranty. Except where mandated by government requirements, testing of all parameters of each product is not necessarily performed.

TI assumes no liability for applications assistance or customer product design. Customers are responsible for their products and applications using TI components. To minimize the risks associated with customer products and applications, customers should provide adequate design and operating safeguards.

TI does not warrant or represent that any license, either express or implied, is granted under any TI patent right, copyright, mask work right, or other TI intellectual property right relating to any combination, machine, or process in which TI products or services are used. Information published by TI regarding third-party products or services does not constitute a license from TI to use such products or services or a warranty or endorsement thereof. Use of such information may require a license from a third party under the patents or other intellectual property of the third party, or a license from TI under the patents or other intellectual property of TI.

Reproduction of information in TI data books or data sheets is permissible only if reproduction is without alteration and is accompanied by all associated warranties, conditions, limitations, and notices. Reproduction of this information with alteration is an unfair and deceptive business practice. TI is not responsible or liable for such altered documentation.

Resale of TI products or services with statements different from or beyond the parameters stated by TI for that product or service voids all express and any implied warranties for the associated TI product or service and is an unfair and deceptive business practice. TI is not responsible or liable for any such statements.

Following are URLs where you can obtain information on other Texas Instruments products and application solutions:

Products

Amplifiers	amplifier.ti.com
Data Converters	dataconverter.ti.com
DSP	dsp.ti.com
Interface	interface.ti.com
Logic	logic.ti.com
Power Mgmt	power.ti.com
Microcontrollers	microcontroller.ti.com

Applications

Audio	www.ti.com/audio
Automotive	www.ti.com/automotive
Broadband	www.ti.com/broadband
Digital control	www.ti.com/digitalcontrol
Military	www.ti.com/military
Optical Networking	www.ti.com/opticalnetwork
Security	www.ti.com/security
Telephony	www.ti.com/telephony
Video & Imaging	www.ti.com/video
Wireless	www.ti.com/wireless

TI Worldwide Technical Support

Internet

TI Semiconductor Product Information Center Home Page
support.ti.com

TI Semiconductor KnowledgeBase Home Page
support.ti.com/sc/knowledgebase

Product Information Centers

Americas

Phone	+1(972) 644-5580	Fax	+1(972) 927-6377
Internet/Email	support.ti.com/sc/pic/americas.htm		

Europe, Middle East, and Africa

Phone			
Belgium (English)	+32 (0) 27 45 54 32	Netherlands (English)	+31 (0) 546 87 95 45
Finland (English)	+358 (0) 9 25173948	Russia	+7 (0) 95 7850415
France	+33 (0) 1 30 70 11 64	Spain	+34 902 35 40 28
Germany	+49 (0) 8161 80 33 11	Sweden (English)	+46 (0) 8587 555 22
Israel (English)	1800 949 0107	United Kingdom	+44 (0) 1604 66 33 99
Italy	800 79 11 37		
Fax	+(49) (0) 8161 80 2045		
Internet	support.ti.com/sc/pic/euro.htm		

Japan

Fax			
International	+81-3-3344-5317	Domestic	0120-81-0036
Internet/Email			
International	support.ti.com/sc/pic/japan.htm		
Domestic	www.tij.co.jp/pic		

Asia

Phone			
International	+886-2-23786800		
Domestic	Toll-Free Number		
Australia	1-800-999-084	New Zealand	0800-446-934
China	800-820-8682	Philippines	1-800-765-7404
Hong Kong	800-96-5941	Singapore	800-886-1028
Indonesia	001-803-8861-1006	Taiwan	0800-006800
Korea	080-551-2804	Thailand	001-800-886-0010
Malaysia	1-800-80-3973		
Fax	886-2-2378-6808	Email	tiasia@ti.com
Internet	support.ti.com/sc/pic/asia.htm		ti-china@ti.com

C011905

Safe Harbor Statement: This publication may contain forward-looking statements that involve a number of risks and uncertainties. These "forward-looking statements" are intended to qualify for the safe harbor from liability established by the Private Securities Litigation Reform Act of 1995. These forward-looking statements generally can be identified by phrases such as "TI or its management believes," "expects," "anticipates," "foresees," "forecasts," "estimates" or other words or phrases of similar import. Similarly, such statements herein that describe the company's products, business strategy, outlook, objectives, plans, intentions or goals also are forward-looking statements. All such forward-looking statements are subject to certain risks and uncertainties that could cause actual results to differ materially from those in forward-looking statements. Please refer to TI's most recent Form 10-K for more information on the risks and uncertainties that could materially affect future results of operations. We disclaim any intention or obligation to update any forward-looking statements as a result of developments occurring after the date of this publication.

Trademarks: All trademarks are the property of their respective owners.

Mailing Address: Texas Instruments
Post Office Box 655303
Dallas, Texas 75265

© 2005 Texas Instruments Incorporated